



**HIGH  
FORMAT®**

**RICHLAND WALL**



Learn More

**HIGHFORMAT.COM**  
**(877) 777-6558**


## FEATURES

- Crisp snapped limestone textures
- Five different lengths and forty unique textures, for organic “random” appearance
- Wall and corner blocks include a raised top to enhance the visual reveal between courses
- Cap blocks create finished top layer
- Lightweight for easy hand-installation
- A minimum convex wall radius of 8-ft is achievable

## MATERIAL ROSETTA® WETCAST

## COLOR OPTIONS

FOND DU LAC



SLATE GRAY



LIMESTONE



TERRAIN



## BLOCKS

### Wall Block

(Untextured flat top, textured front and back)



### Corner Block

(Untextured flat top, textured on three sides)

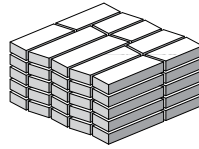


### Cap Block

(Textured top, front and back; Unit 2 shown also has additional side texture and can be used for vertical step downs)



## WALL PALLET



Weight:	2,650± lbs (inc. pallet)
Coverage (Retaining):	29 sq ft
Coverage (Freestanding):	27 sq ft
Layers Per Pallet:	5
Section:	5.8 sq ft / layer

### UNIT: 1

Dimensions:	15" L x 8" D x 4" H
Weight:	35± lbs
Units Per Pallet:	10

### UNIT: 2

Dimensions:	18" L x 8" D x 4" H
Weight:	45± lbs
Units Per Pallet:	10

### UNIT: 3

Dimensions:	21" L x 8" D x 4" H
Weight:	50± lbs
Units Per Pallet:	10

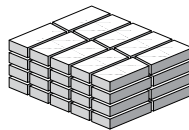
### UNIT: 4

Dimensions:	24" L x 8" D x 4" H
Weight:	60± lbs
Units Per Pallet:	10

### UNIT: 5

Dimensions:	27" L x 8" D x 4" H
Weight:	65± lbs
Units Per Pallet:	10

## CORNER PALLET



Weight:	1,850± lbs (inc. pallet)
Coverage:	29 sq ft
Layers Per Pallet:	4
Section:	1 right and 1 left = 1.5 sq ft

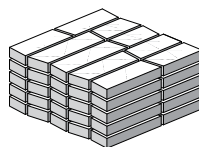
### UNIT: RIGHT

Dimensions:	18" L x 8" D x 4" H
Weight:	45± lbs
Units Per Pallet:	20

### UNIT: LEFT

Dimensions:	18" L x 8" D x 4" H
Weight:	45± lbs
Units Per Pallet:	20

## CAP PALLET



Blocks on the Wall Cap Pallet include a natural rock texture on the top of each block. These can be used to achieve a finished look to cap a wall if typical coping is not desired.

In addition, Unit 2 is designed as a corner piece to allow vertical step downs, but can be used as a normal cap block if this is not necessary.

Weight:	2,650± lbs (inc. pallet)
Coverage (Retaining):	29 sq ft (83.75 lin ft)
Coverage (Freestanding):	27 sq ft (83.75 lin ft)
Layers Per Pallet:	5
Section:	5.8 sq ft (16.75 lin ft)/ layer

### UNIT: 1

Dimensions:	15" L x 8" D x 4" H
Weight:	35± lbs
Units Per Pallet:	10

### UNIT: 2

Dimensions:	18" L x 8" D x 4" H
Weight:	45± lbs
Units Per Pallet:	10

### UNIT: 3

Dimensions:	21" L x 8" D x 4" H
Weight:	50± lbs
Units Per Pallet:	10

### UNIT: 4

Dimensions:	24" L x 8" D x 4" H
Weight:	60± lbs
Units Per Pallet:	10

### UNIT: 5

Dimensions:	27" L x 8" D x 4" H
Weight:	65± lbs
Units Per Pallet:	10

Dimensions are nominal.  
Actual weight and volumes may vary.