



HIGH FORMAT®

GAUGE PREMIER SLABS



HIGHFORMAT.COM
(877) 777-6558

FEATURES

- Large dimensions and lightweight for rapid installation
- Made with TEKTRAMAT® for unsurpassed durability and a salt-proof surface, with four times the compressive strength and twice the flexural strength of normal concrete
- Authentic stone surfaces accurately replicate natural cleft flagstone. Your feet can't tell the difference!

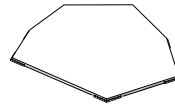

MATERIAL TEKTRAMAT®

COLOR OPTIONS



Refer to our website for the most recent color offerings.

PALLET



Dimensions: 66"L x 48"W x 24"H
Weight: 1,500 lbs (inc. pallet)
Coverage: 90 sq ft

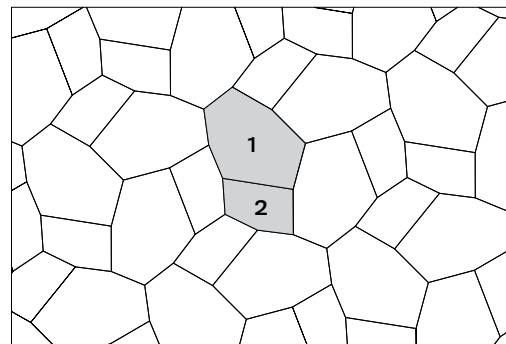
UNIT: 1

Dimensions: 44"L x 22"W x 1.25"H
Weight: 110 lbs
Coverage: 7 sq ft
Units Per Pallet: 9

UNIT: 2

Dimensions: 26"L x 17"W x 1.25"H
Weight: 50 lbs
Coverage: 3 sq ft
Units Per Pallet: 9

PATTERN

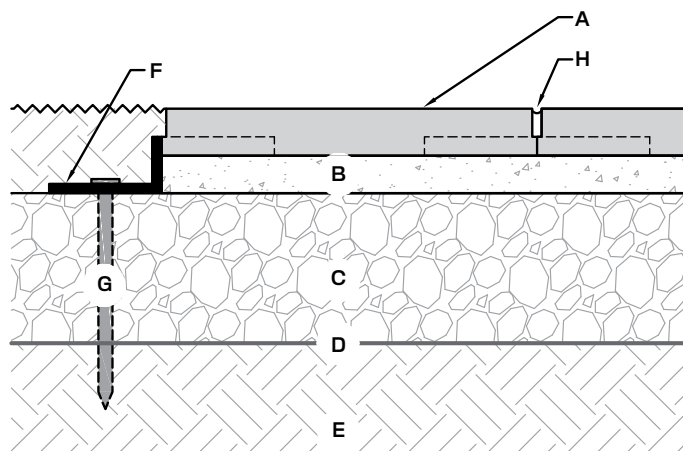


GENERAL NOTES FOR TYPICAL RESIDENTIAL INSTALLATION

This page shows a typical detail for Gauge Premier.

- This drawing is for preliminary reference only (not for final construction).
- **Final designs for construction must be prepared by a registered professional engineer using the actual conditions of the proposed site and loads.**
- Block size and placement shown are for reference only, individual blocks vary with installation pattern.
- Section shown is the minimum recommendation for pedestrian loading. Projects with heavier traffic or sites with poor soil conditions may require thicker gravel base, concrete curb edge restraint, and/or sand subbase.
- Provide adequate surface drainage to prevent ponded water.

Not suitable for vehicular traffic.



- A. Gauge Premier Slab, 1.25" (32mm) thick
- B. Bedding sand (ASTM C33) min. 1" (25mm)
- C. Dense graded base, min. 4" (100mm), compacted
- D. Woven geotextile fabric (recommended)
- E. Compacted subgrade soil
- F. Low profile paver edge restraint
- G. Steel spike
- H. Joint sand (ASTM C144)