



HIGH FORMAT®

CHAMPAGNE



Learn More

HIGHFORMAT.COM
(877) 777-6558

FEATURES


- High-quality natural travertine pavers in blends of cream and taupe
- Antiqued finish has aged look with smooth surface and tumbled edges

MATERIAL

NATURAL STONE: TRAVERTINE

TEXTURE

ANTIQUED



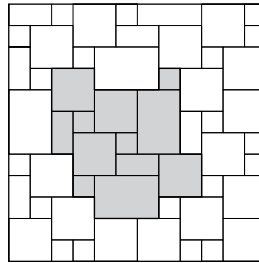
PATTERNS | UNITS

- French Pattern: Blend of 8"x8", 8"x16", 16"x16", 16"x24" at 1.25"H

Contact your local rep for additional sizes and finishes.

PATTERN

FRENCH



TECHNICAL SPECIFICATIONS

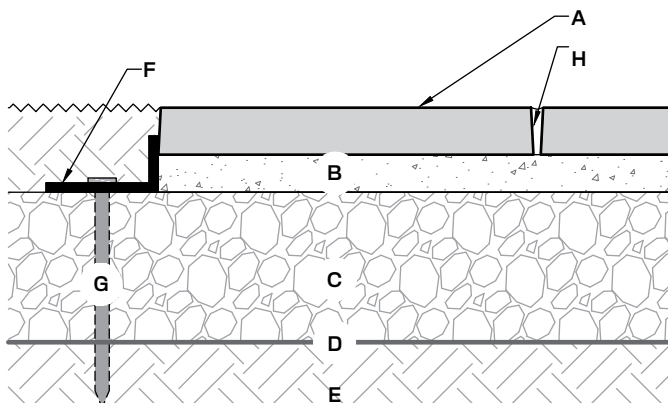
Call for testing.

NOTES FOR TYPICAL RESIDENTIAL INSTALLATION

This page shows typical installations for pavers.

- Drawings are for preliminary reference only (not for final construction).
- **Final designs for construction must be prepared by a registered professional engineer using the actual conditions of the proposed site and loads.**
- Block size and placement shown are for reference only, individual blocks vary with installation pattern.
- Section shown is the minimum recommendation for pedestrian loading. Projects with heavier traffic or sites with poor soil conditions may require thicker gravel base, concrete curb edge restraint, and/or sand subbase.
- Provide adequate surface drainage to prevent ponded water.

TYPICAL RESIDENTIAL PEDESTRIAN INSTALLATION



- A. Natural stone pavers, thickness varies
- B. 1" screed clean angular stone, 1/8" to 1/4"
- C. 6" of 3/4" clean stone, compacted in 3-4" lifts
- D. Woven geotextile fabric (recommended)
- E. Compacted subgrade soil
- F. Low profile paver edge restraint
- G. Steel spike
- H. Optional joint sand (ASTM C144)