



HIGH FORMAT®

OUTCROPPING FREESTANDING WALL



Learn More

HIGHFORMAT.COM
(877) 777-6558

OUTCROPPING FREESTANDING WALL



FEATURES


- Beautiful weathered stone textures and natural color blends
- Consistent dimensions equals fast installation
- Quality materials equals long term durability
- Freestanding units have five-sided surface texture to allow for freestanding (two-sided) installations or as a top course on an Outcropping retaining wall

MATERIAL

ROSETTA® WETCAST

COLOR OPTIONS

FOND DU LAC



SLATE GRAY



LAKESHORE BLEND



LIMESTONE



TERRAIN

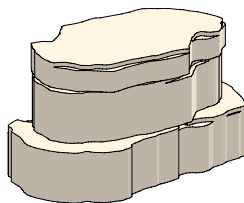


FREESTANDING PALLET: D

Weight: 3,150± lbs (inc. pallet)

Coverage: 11 sq ft

Units Per Pallet: 3 (1 of each)



48"L
12"H

UNIT: 4 X 1

Weight: 1,080± lbs

48"L
6"H

UNIT: 4 X .5

Weight: 460± lbs

60"L
12"H

UNIT: 5 X 1

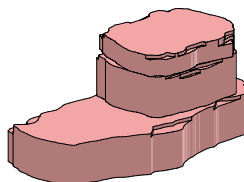
Weight: 1,540± lbs

FREESTANDING PALLET: E

Weight: 3,450± lbs (inc. pallet)

Coverage: 10.5 sq ft

Units Per Pallet: 3 (1 of each)



36"L
12"H

UNIT: 3 X 1

Weight: 880± lbs

36"L
6"H

UNIT: 3 X .5

Weight: 440± lbs

72"L
12"H

UNIT: 6 X 1

Weight: 2,080± lbs

Product depth is nominally 30" for Freestanding Wall units.

Refer to our website for the most recent color offerings, custom layout software for installation, additional details, preliminary height guides, and information on Corner and Retaining Wall pallets/units.

Outcropping pallets are sold in full pallet quantities only, individual sizes cannot be requested.

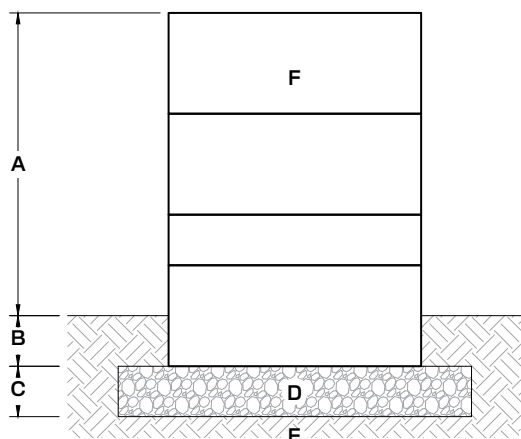
Actual weight and color may vary.

GENERAL NOTES FOR WALL SECTIONS

This page shows a typical construction detail for Freestanding Outcropping walls. This drawing is representative of major components required in wall construction. Specific details including geotextile reinforcement layers, drainage details, soil requirements, etc. shall be per engineered design for wall. For more cross-section and design options, visit our website.

- This drawing is for preliminary reference only (not for final construction).
- **Final designs for construction must be prepared by a registered professional engineer using the actual conditions of the proposed site and loads.**
- Block size and placement shown are for reference only, individual Freestanding Outcropping blocks will vary with installation pattern.

TYPICAL FREESTANDING WALL DETAIL



- A. Exposed height (varies, max. 36")
- B. Bury depth (min. 6")
- C. Leveling pad depth (min. 6")
- D. Crushed stone leveling pad
- E. Foundation soil compacted to 95% max. dry density
- F. Freestanding wall blocks

HIGHFORMAT.COM
(877) 777-6558